

# WHAT TO EXPECT AFTER THE CHANGE

Hudson Heritage Online and Phone banking services will resume starting at 8:30am on Monday, 10/29. You will be able to access your accounts, and enjoy all the exciting new features that iCliq and iCliqToGo have to offer!



## NEW & EXCITING FEATURES!

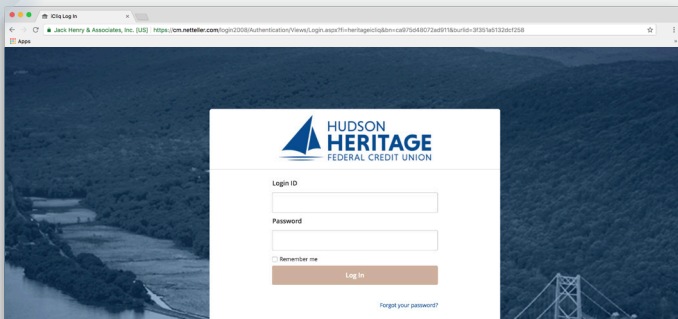
- Updated! Same look & feel across all devices: desktop, mobile, and tablet. No more guessing where things are.
- NEW! Global access to ALL your accounts in one convenient place. No need to login to outside financial sites again! Link them one time and done.
- Improved! Money Transfer functionality.

- NEW! Person-to-Person Money Transfers that move money instantly.
- NEW! Customize the name(s) of your accounts.
- BONUS! Information about how to have full control of your card functionality with the MyCardRules App. Don't have it yet? Go to: [hhfcu.org/mycardrules](http://hhfcu.org/mycardrules)

## THE FUTURE OF ONLINE BANKING QUICK START GUIDE


1

Go to: [hhfcu.org](http://hhfcu.org) as you normally would and click: Online Banking LOGIN at the top right of the screen. You will be prompted to the screen below. Please enter your normal login information. Click Login.



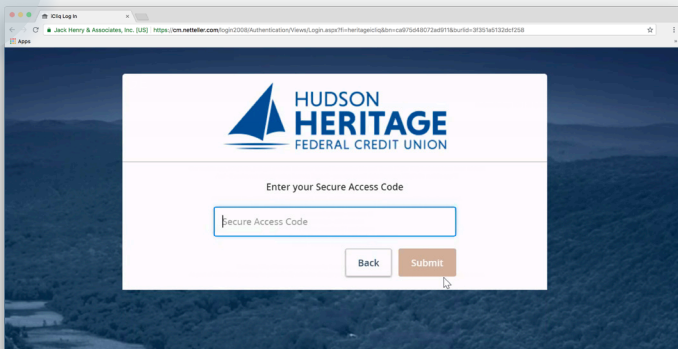
2

This is the next screen that will appear. If you were already given an access code, please click the brown button, "I have a Secure Access Code". If you do not have an access code, please click the one of the grey buttons that is applicable to you. Screen 3 will appear.



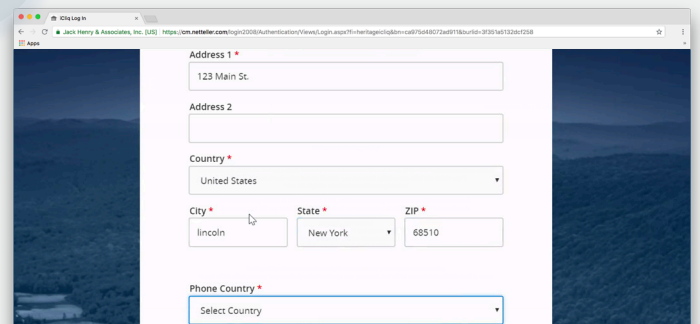
3

Enter your Secure Access Code in the Field. Please note: The Secure Access Code will only be valid for 15 minutes after it is sent to you. Click Submit.



4

This screen will ask you to review your contact information to make sure it is accurate. Review and update the field(s) as necessary. Click Submit.



5

Welcome to the Future of Online Banking with HHFCU!

This is the main screen you will see on either the desktop, tablet, or mobile versions.

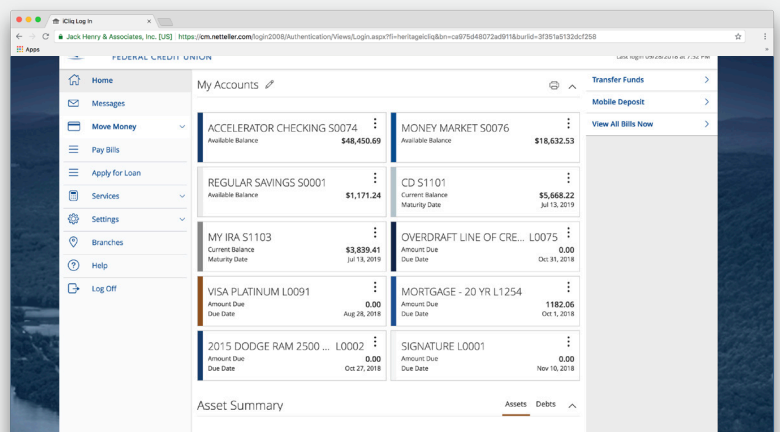
From here, you can:

- Add accounts from other financial institutions to access them all in one place
- Customize account names
- Move Money between your accounts, or Person-to-Person
- Order Checks and so much more!

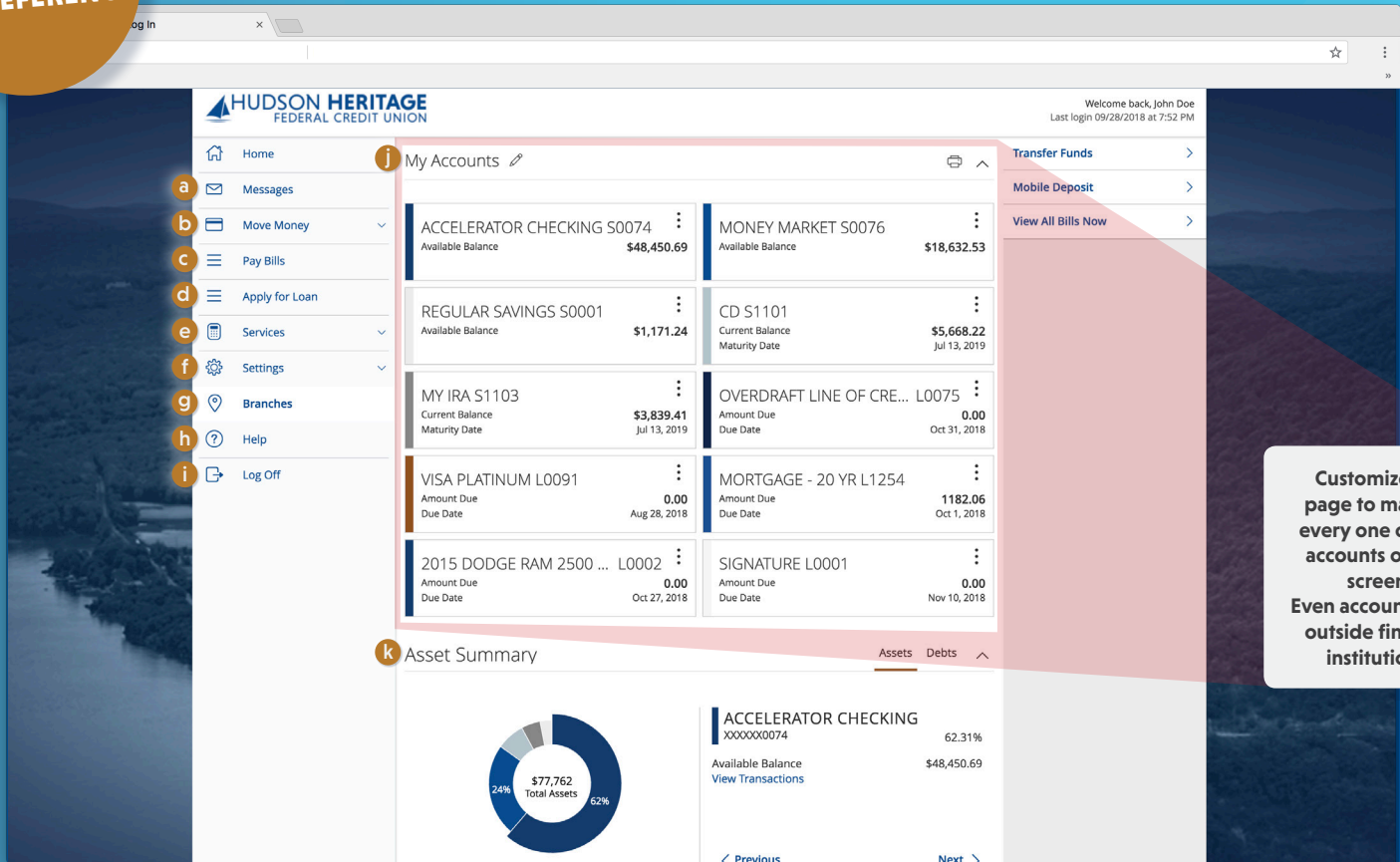
For video tutorials on everything your online banking can do for you, please visit: [hhfcu.org/how-to-vid](http://hhfcu.org/how-to-vid)

For all other information that you may need, please visit: [hhfcu.org/upgrade](http://hhfcu.org/upgrade)

Need to speak to someone from our helpful Member Solution Center, please dial 845-561-5607



KEEP ME SAFE!  
FOR REFERENCE



Customize the page to manage every one of your accounts on one screen. Even accounts from outside financial institutions!

**b. Move Money**

- Move money between your own accounts. → Transfer Funds
- Move money to an external account. → Add External Account
- Move money to an HHFCU member. → Member to Member
- Move money to an individual that doesn't have an HHFCU account. → Person to Person
- Review your loan(s) and see when payments are due. → Loan Payments
- Review your account activity online. → Online Activity

**e. Services**

- Download the APP for MyCardRules here to gain complete control over your card(s). → Card Management
- Update your address. → Change of Address
- Order new checks. → Check Reorder
- Mortgage info can be found here. → Mortgage Online
- Low on funds? Delay a payment. → Skip-a-Pay
- Suspicious looking payment? Stop it here. → Stop Payment

- a. Messages:** Stay in touch with us & receive important information from us.
- b. Move Money:** Need to transfer money? Just Click "Move Money" & select the option that's right for you! Whether from one of your accounts to another, Member-to-Member, or Person-to-Person—transfers are immediate and easy!
- c. PayBills**
- d. Apply for Loan**
- e. Services:** Manage the Important parts of your accounts here. Order Checks, Update Contact Info, or Download the APP for MyCardRules so you have complete control of your cards.
- f. Settings:** Customize your account(s) here.
- g. Branches:** Locate one of our conveniently placed branches here, as well as the 30K ATMs that are surcharge free for our members.
- h. Help**
- i. Log Off**
- j. My Accounts:** This is where you will view all of your accounts with HHFCU and any accounts you have imported. Click on an account to gain access to the in-depth information about it. When it's due, how much have in that account or how much you have left to pay, etc.
- i. Asset Summary:** This gives you a quick view of where all your debts and assets lie.