



Get the most out of your hearing aid fitting!

Download the TruHearing app ahead of your next visit and ask your hearing care professional to walk you through

- Pairing the hearing aids to your phone
- Navigating controls for volume and streaming
- Accessing remote care support

App Download Instructions

- Step 1:** Go to the app Store (iPhone) or Google Play Store (Android) icon on your phone
- Step 2:** Type "TruHearing app" into the search bar and select the app from the list
- Step 3:** Enter a password if prompted by your phone. If not prompted, the app will begin downloading automatically

Note: It may take a few seconds for the app to completely download. You will know that it is completed when the app icon is visible on your screen.



Compatible with all Apple devices iOS 12 and higher.
Compatible with most Android devices Android 8 and higher
(Varies with ASHA-protocol devices).

Pairing Instructions

To place in pairing mode, open/close battery door or insert/remove hearing aids from the charger. Hearing aids will remain in pairing mode for ~3 minutes.

iPhone Instructions

Pairing TruHearing hearing aids to your iPhone:

- 1 - Turn hearing aids off and on using either the charger or the rocker switch. They will now be discoverable for 3 minutes.
- 2 - Ensure Bluetooth is enabled on your iPhone.
- 3 - In the settings menu on your iPhone:
 - a. Select "Accessibility"
 - b. Select "MFi Hearing Devices" or "Hearing Devices"
- 4 - When the hearing aids appear in available devices, tap on them and select "Pair" when prompted for each hearing aid.

Set up the TruHearing app:

- 1 - Open the TruHearing app and select "Bluetooth" connection option.
- 2 - Restart the hearing aids and place them next to the iPhone. Tap "OK".
- 3 - Tap the names of your hearing aids once they appear. The pairing process will continue automatically.
- 4 - Tap "Let's Go" to start using your TruHearing app.

Android Instructions

Pairing devices to the TruHearing app with Android*:

- 1 - Turn hearing aids off and on using either the charger or the rocker switch. They will now be discoverable for 3 minutes.
- 2 - Ensure Bluetooth is enabled on your phone.
- 3 - Access the "Settings" menu on the Android phone home screen.
- 4 - Tap "Connections" and then tap "Bluetooth".
- 5 - Tap "Pair New Device". When the hearing aids appear in available devices, tap one and select "Pair" when prompted. Wait for the icon to change to an ear icon.
- 6 - When that is complete, repeat step 5 with the next hearing aid. When both are paired, the ear icons will merge into one.

* Follow separate pairing process for ASHA-compatible Android smartphones, included with TH 6 devices.

Notes:

.....

.....

.....

.....

.....

.....

.....

Questions on products?
Contact us at the dedicated TruHearing support line at **(800) 350-6147** or email **truhearing@sivantos.com**

The Bluetooth® word mark and logos are owned by the Bluetooth SIG, Inc. and any use of such marks by Sivantos is under license. Other trademarks and trade names are those of their respective owners.

Android and Google Play are trademarks of Google Inc. Apple App Store is a trademark of Apple Inc.

iPhone is a trademark of APPLE Inc., registered in the U.S. and other countries.

Legal Manufacturer
Sivantos, Inc.
10 Constitution Avenue
Piscataway, NJ 08854
Phone: (800) 766-4500
Fax: (732) 562-6696
www.sivantos.com

TruHearing® is a registered trademark of TruHearing, Inc.

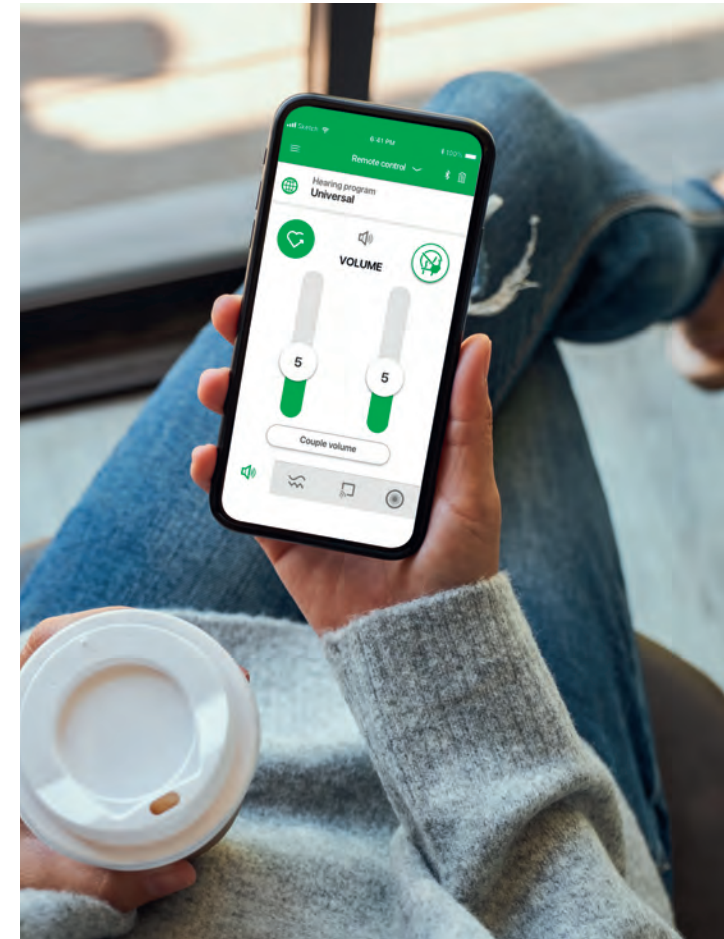
Copyright © 2021 Signia, a Division of WSAUD A/S.

TruHearing.com

Part #SH202160 08/21 1.0
V11011083 800 SIV-11260-21



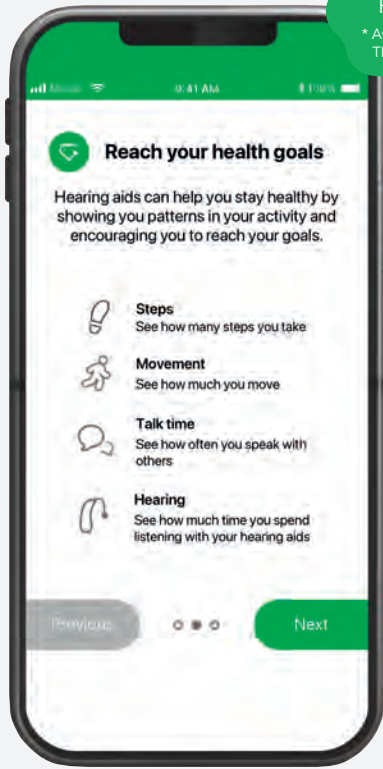
TruHearing app – featuring Health Insights
Get the most out of your hearing aids



Better hearing, better health.

The TruHearing app lets you pinpoint hearing settings and get insights about your healthy activities.

NEW
Step Tracking
Feature
* Available with
TH6 devices



Beyond discreet controls, streaming and remote support – the TruHearing app with Health Insights (available with all TH 5 & TH6 Bluetooth-enabled hearing aids) motivates you to stay active, remain engaged with others and get the most out of your enhanced hearing experience. Wellness functions encourage you to live your life to the fullest for a healthier lifestyle!

Available exclusively with Bluetooth-enabled RIC and BTE devices



See how you're doing:
track activities proven to support your health



Steps

Keep track of the steps you take and get motivated to move more



Movement

Strengthen your heart, improve circulation and lower your risk of heart related diseases



Talk Time

Stimulate your brain, strengthen your immune system and prevent related illnesses

** Ask your provider to activate OVP to enable tracking



Hearing

Engage with the world around you and keep track of how much time you spend listening with your hearing aids

Remote Control



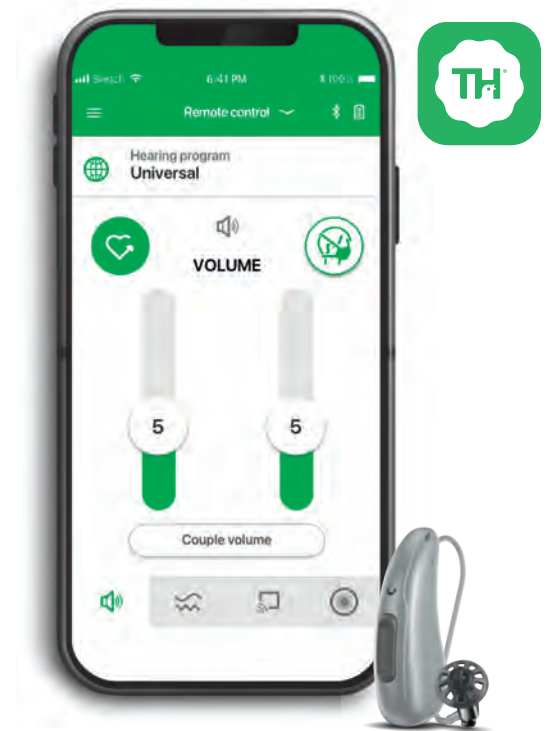
Bluetooth® Streaming



Hear Better in Noise



TruHearing app



Tailored to your personal preferences, the user-friendly TruHearing app allows you to get the most out of your hearing aids.

- New Face Mask Mode - Boosts volume and clarity when speaking with mask users*
- Remote Control – Discreetly adjust programs, volumes and more right on your phone
- Bluetooth® Audio Streaming – Easily stream high-quality audio with Bluetooth-enabled hearing aids
- Virtual Support** – Remote care support with your hearing care professional when in-person visits are not an option
- Health Insights – tracks physical, social and hearing activity to support overall health

* Exclusive to TH 6 devices

** Activation required by your Hearing Care Professional to access.