

HOW TO COLOR and DRAW CARTOON DARTH VADER™



without using the Force

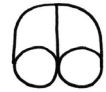
By Jeffrey Brown



Draw a half-circle.*
*This is also the first step for drawing the Death Star.



Draw a line down the middle of your half-circle.



Draw a couple circles at the bottom.



Draw a crescent moon at the top of each circle.



Add three triangles.




Keep adding triangles.



Add some lines so Vader can breathe.



Use the eyebrow ridges of Vader's helmet to express emotion.



UPSET



That the Death Star was blown up.

CONCERNED



About Luke's boo-boo.


BEFUDDLED



By teen Luke and Leia's Mood Swings.



In the end, Vader turns back from the dark side, so don't color him in all black.



BY JEFFREY BROWN



CHRONICLE BOOKS

chroniclebooks.com/darthvader

© LFL 2017 Disney | LUCASFILM