

# ALL ABOARD!


Draw a line to match each picture to the correct train car name.



**Reefer  
Car**




**Well  
Car**




**Hopper  
Car**



**Flatbed  
Car**



**Engine**

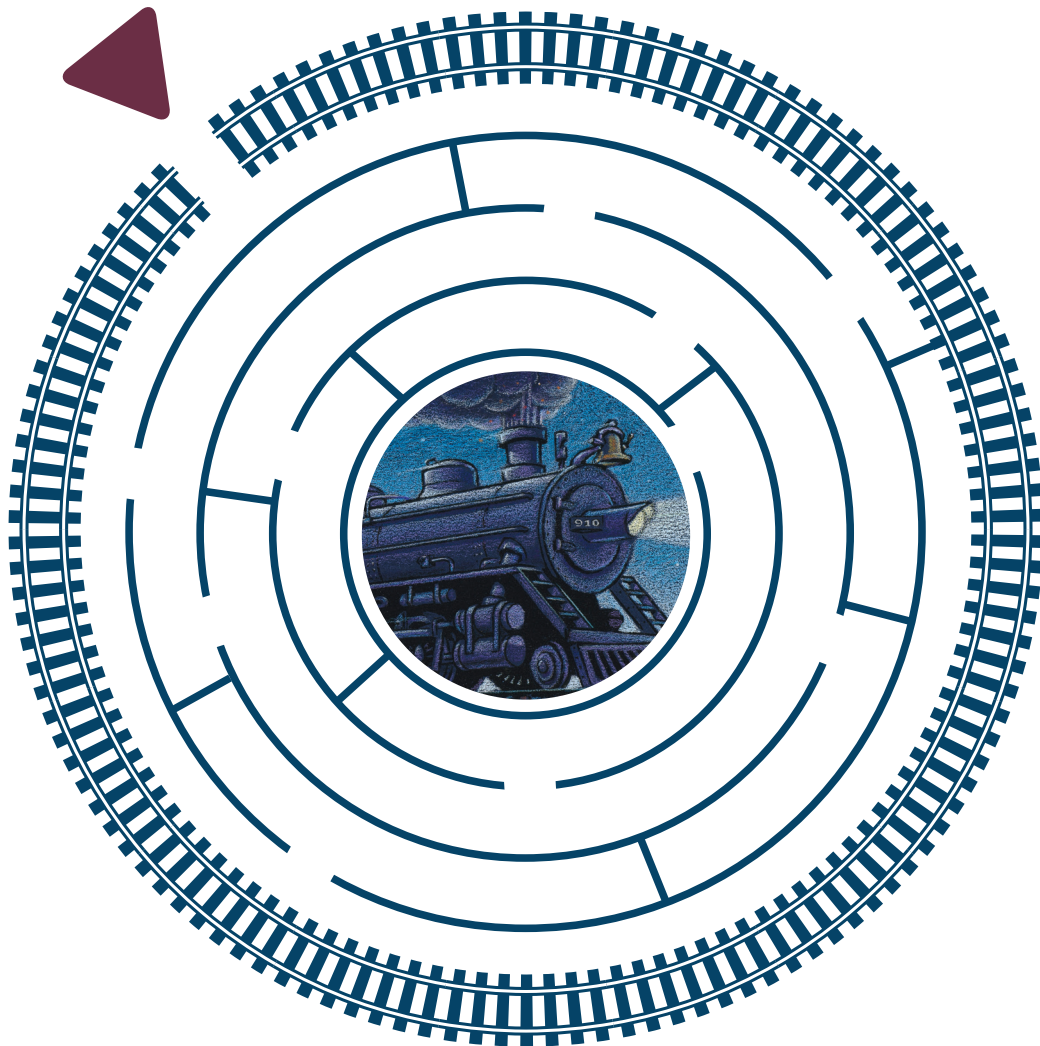



**Gondolas  
Car**



# CLICKETY-CLACK MAZE

Help the crew get to the train. Start at the arrow and get to the Engine.






# DREAM TRAIN WORD SEARCH

Circle or highlight all the words listed below. Horizontal, vertical & diagonal.

W	M	E	N	G	I	N	E	B	Y	R	T
H	B	F	G	A	X	C	Y	S	D	H	A
E	U	X	C	G	S	H	D	G	S	G	N
E	T	H	O	P	P	E	R	O	H	O	K
L	O	R	G	C	E	U	S	N	E	J	E
S	E	J	C	W	G	Y	X	D	S	A	R
W	H	I	S	T	L	E	N	O	K	S	M
S	D	F	O	A	R	V	S	L	B	N	M
Z	T	X	V	R	W	B	U	A	I	L	O
U	T	E	U	M	Z	R	Y	R	W	U	P
O	G	T	A	S	C	A	B	O	O	S	E
F	H	U	S	M	K	P	E	R	A	D	S



Wheels  
Whistle  
Engine

Gondola  
Hopper  
Steam

Tanker  
Dream  
Caboose



# CONNECT-THE-DOTS

Find out who is carrying all those toys into the box car.  
Then color what you just drew..





# WHO'S BOARDING THE TRAIN?

Guess which animal is taking a ride on the Auto Rack!

