



Product Overview

January 2020



HermanMiller:DOT



Paragraph





Why Paragraph?

Materiality

Sustainability

Complimentary



VOCABULARY

Components

Paragraph uses a simple set of elements to cater for a wide range of uses.

1 depth – 450

4 heights – 740 | 1095 | 1450 | 1805

8 widths – 800 | 900 | 1000 | 1200 | 1230 |
1600 | 1630



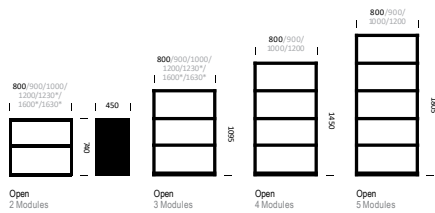
HermanMiller: DOT



VOCABULARY

Open Shelves

2-5 modules high
All Widths available



HermanMiller: DOT



VOCABULARY

Hinge Door

2-5 modules high
All Widths available



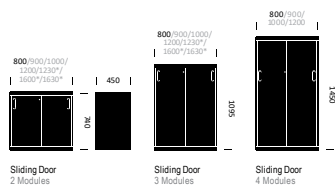
HermanMiller: DOT



VOCABULARY

Sliding Door

2-4 modules high
All Widths available



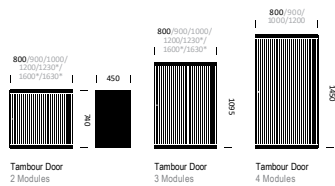
HermanMiller: DOT



VOCABULARY

Tambour Door

2-4 modules high
All Widths available



HermanMiller: DOT



VOCABULARY

Lockers

3-5 modules high

All Widths available

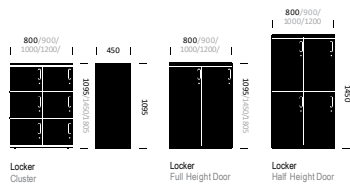
Cluster, Half Height and Full Height Doors



Locker Half Height Door



Locker Full Height Door



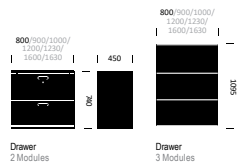
HermanMiller: DOT



VOCABULARY

Drawers

2-3 modules high
All Widths available



HermanMiller: DOT



VOCABULARY

Freestanding Combination Units

Combination Unit Drawer

Combination Unit Hinged Door

Combination Unit Sliding Door

Combination Unit Tambour Door



Combination Unit Drawer



Combination Unit Hinged Door



Combination Unit Sliding Door



HermanMiller: DOT



VOCABULARY

Handle Types

Grab Handle

Recessed Handle

Post Slot Handle



Grab Handle



Recessed Handle



Post Slot Handle



VOCABULARY

Lock Types


Key

Combination

Digital

RFID

HermanMiller
Operating Instructions




How to use your combination, digital, or RFID lock

Contents


- 6. Combination Lock
- 14. Digital Lock
- 26. RFID Lock

Digital Lock (public mode)




1.0 To Lock

- 1.1 Close door and rotate dial clockwise to closed position (arrows align).
- 1.2 Enter 4-digit code.
- 1.3 Lock mechanism will engage, locking the door.



2.0 To Unlock

- 2.1 Enter the same 4-digit code set in step 1.2.
- 2.2 Rotate dial anticlockwise to the open position.
- 2.3 Locker will now be open. It will remain open until a new 4-digit code is entered.



34



Key Lock



Materials

Carcass, Top and Door Finishes




*Halifax Oak HFK is available on top and door options only. Grain direction is side to side on horizontal panels and top to bottom on vertical panels.





MATERIALS

Handle Finishes



Chalk White
X1



Folkstone Grey
8Q



Graphite
G1

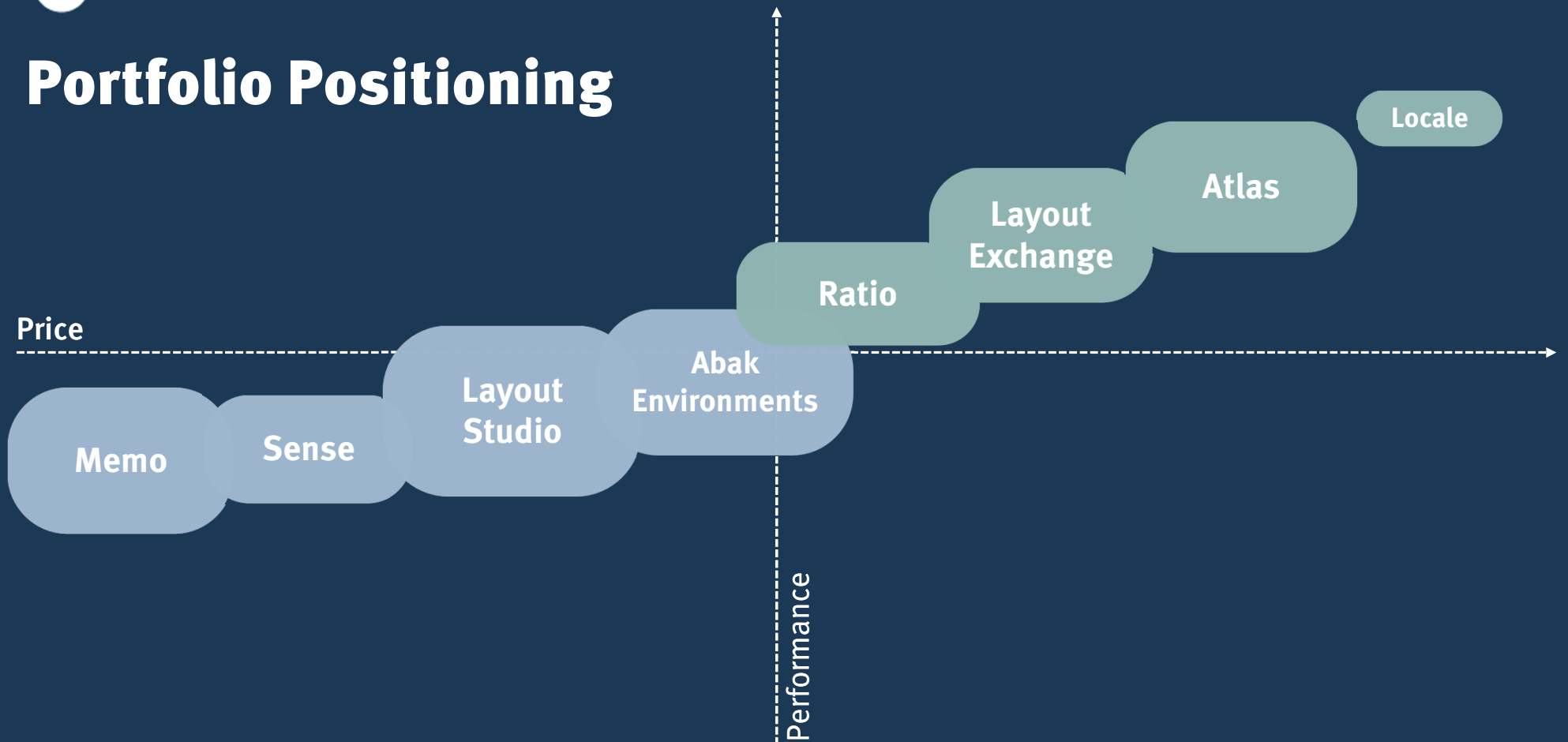


Graphite Recessed Handle

HermanMiller: DOT



Portfolio Positioning





Memo



HermanMiller: DOT



**What does the future
of fixed height
benching look like as a
response to
contemporary working
practices?**



Key Drivers to Design

- 1. Human Centred Planning** – How can a desk respond to the dual requirements of fostering collaboration, and providing space for focussed individual work?
- 2. Changing Value of Desking** – shifting priorities in floorplate design have resulted in a fall in value of systems furniture...How can a desk bring drive innovation at an affordable price point?
- 3. Contemporary Elegance** – How can a desk offer a more engaging, inviting experience?


















































Classic Bench – Traditional Team Environment





Collaborative Bench – Highly Collaborative Teams





Collaborative Bench – Highly Collaborative Teams





Screenless Benching





Jump Space / Touch Down Zones





Meeting Tables





Integrated Collaboration Points





Vocabulary

User Electrics



HermanMiller: DOT



Vocabulary

Storage





Layout Studio

HermanMiller: DOT



Across the Landscape

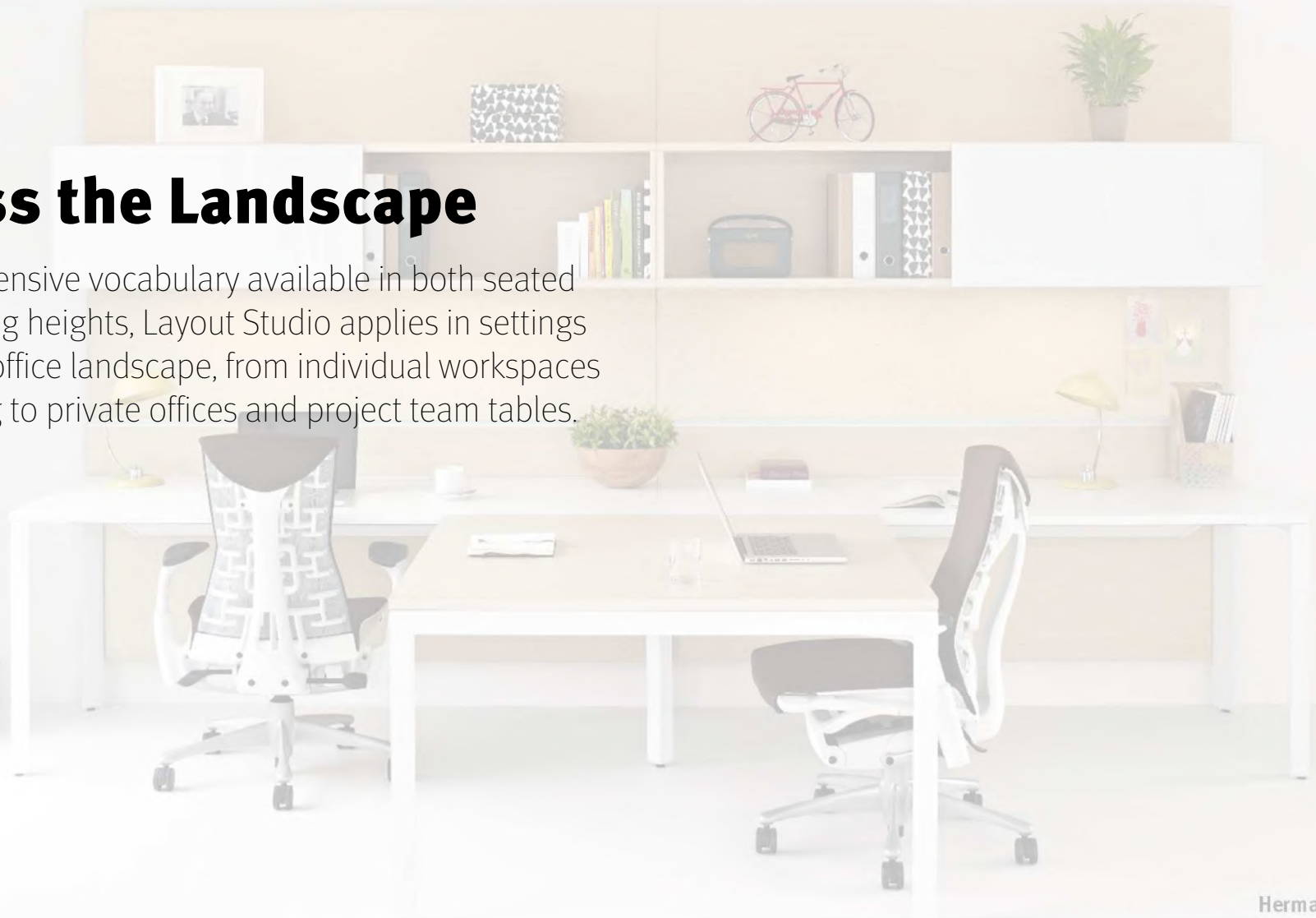


HermanMiller: DOT



Across the Landscape

With an extensive vocabulary available in both seated and standing heights, Layout Studio applies in settings across the office landscape, from individual workspaces to benching to private offices and project team tables.





Around the World



HermanMiller: DOT



Around the World

Working styles across the world fully informed the design of Layout Studio. Starting with a universal foundation, the system incorporates subtle changes that make sense for different cultures and countries. The outcome is consistent form and function that translates across the globe. Manufactured in 7 locations across the world, Layout Studio is a truly global platform.



Into the Future



HermanMiller: DOT



Into the Future

Working styles across the world fully informed the design of Layout Studio. Starting with a universal foundation, the system incorporates subtle changes that make sense for different cultures and countries. The outcome is consistent form and function that translates across the globe. Manufactured in 7 locations across the world, Layout Studio is a truly global platform.



Application

Benching





Application

120°



HermanMiller: DOT



Application

Meeting End



HermanMiller: DOT



Application

Returns





Application

Perpendicular Desk



HermanMiller: DOT



Application

Asymmetric





Application

Meeting Tables





Application

Standing Height Table



HermanMiller: DOT



Application

Leg Styles



HermanMiller: DOT



Application

Leg Styles





Features

Screens

Frameless
Layout Framed





Features

Tops

Depths: 600 | 700 | 800 | 900

Widths: 800 | 900 | 1000 | 1200 | 1400 |
1500 | 1600 | 1800 | 2000 | 2200 |
2400

Fixed Tops

Quick Release

Sliding Tops



HermanMiller: DOT



Features

Wire Management

Umbilicals

Vertical Risers



HermanMiller: DOT



Layout & Ratio





Ratio





Sit. Stand. Move. Repeat





Your Desk, Your Way





Effortless Design



Vocabulary

Single Sided





Vocabulary

Side-to-Side





Vocabulary

Face to Face Benching





Vocabulary

120 Degree





Vocabulary

120 Degree





Vocabulary

120 Degree





Vocabulary

Screens






New Umbilical





New Screen Attachment





New Upper Cable Tray





New Upper Cable Tray





New Lower Cable Tray





New High Capacity Tray





New Single Sided Wire Management & Castor





New Switches





Atlas



HermanMiller: DOT



Challenge your Space

Atlas Office Landscape is a height-adjustable work system that goes beyond the limitations of the simple sit-stand desk.

It's holistic approach encourages imaginative new ways to plan office spaces through a focus on human-centred design and ergonomic excellence.

Combine desks, screens, tables and storage elements to create spaces that invite collaboration, zones for focused activity or impromptu meetings.





Challenge your Space





Challenge your Space



HermanMiller: DOT



An Intelligent System

Reflecting Herman Miller's long history and expertise in pioneering innovative work systems, Atlas Office Landscape is an inventive design, and different from a standard sit-stand desking system.

A simplified and consistent approach to both componentry and electric options makes configuring and creating large groups of height-adjustable desks as easy as a single workstation.

Integrated storage and meeting tables ensure Atlas has the flexibility to meet each individual's needs with ease.





An Intelligent System



HermanMiller: DOT



An Intelligent System



HermanMiller: DOT



Curves not Corners

With its softly curved edges, Atlas Office Landscape has an organic appearance that flows effortlessly through your office space.

Crafted to reflect the elegance of a piece of furniture rather than a row of regimented machinery, its rounded aesthetic is consistent across the whole vocabulary.

Work surface, screens, power supply and storage make spaces feel more organic, more inviting, more human.





Curves not Corners





Curves not Corners





Curves not Corners



